

OZONE-MICRO-CELL

The worlds 1st ultra compact low-voltage ozone generator for reducing algae & germs.

AQUA FORTE
PROFESSIONAL POND PRODUCTS



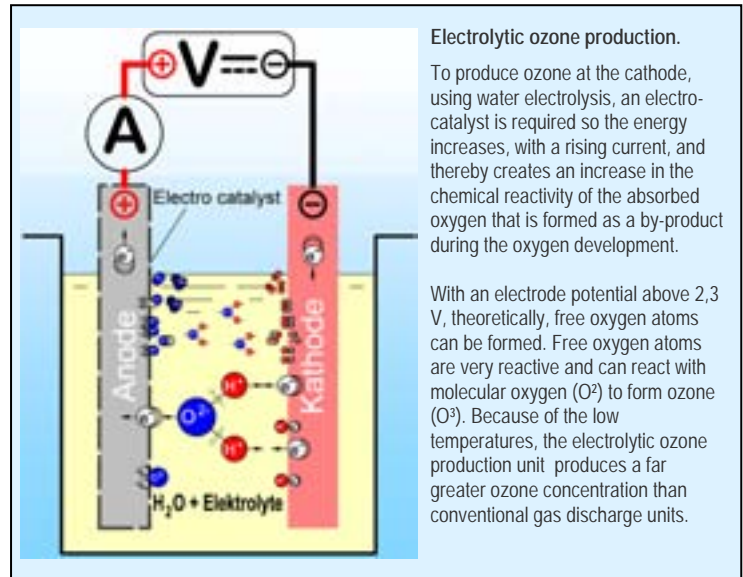
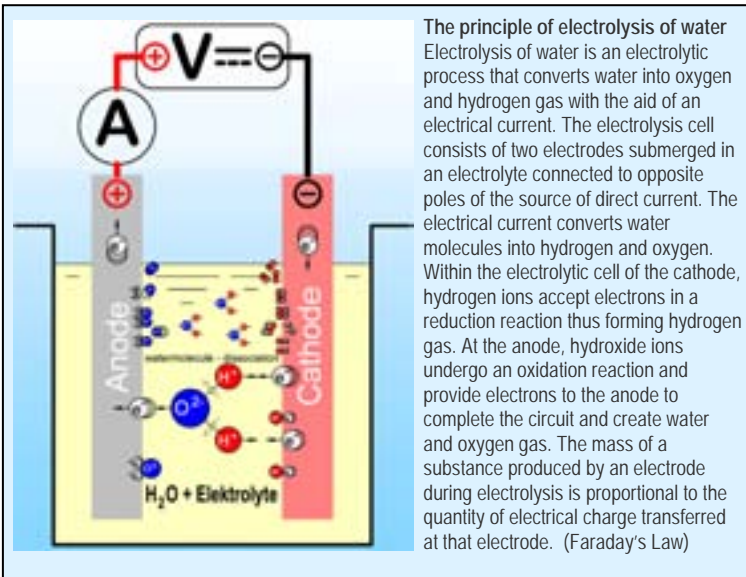
Worldnews!



Available in a 1 or 2 cell version for koi- and ornamental ponds

There are 3 methods for generating ozone:

1. **UV light.** An ultraviolet lamp generates ultraviolet light (on a wavelength of 185 nm) and irradiates the air. The irradiation process converts oxygen in the air into ozone.
2. **Electrical discharge.** This method uses an electronic device that produces high voltage electrical discharges. By passing air (or oxygen) through this device ozone is generated from the oxygen in the air.
3. **Electrolysis.** Electrolysis cells produce ozone using direct current (low voltage). Production of ozone is *in situ* as the water to be treated also acts as the fuel. In other words, no other supplements are required (e.g. gasses).



The electrolytic cells used do not use dangerous liquid electrolytes, as "solid electrolytes" are used. The electrolytic ozone production in these Polymer-Electrolyte-Membrane (PEM) electrolytic cells function as follows:

Ozone production in a PEM-electrolytic cell

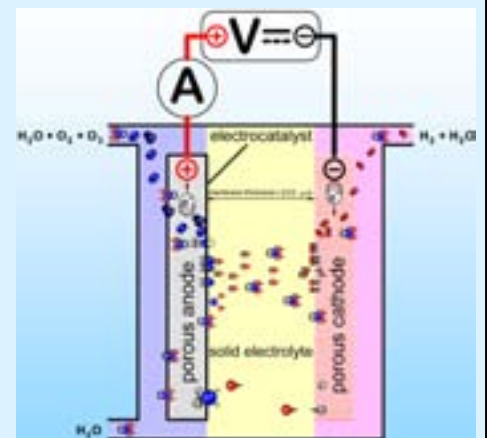
Instead of a liquid electrolyte, which is required for the electrolysis of water, a solid electrolyte is used. This consists of a polymer with the characteristics of an electrolyte, i.e. passing electrical charges. In this case the electrical charges are hydrogen ions/protons* (→ cations-exchange membrane):

Anode → oxygen + ozone

Cathode → hydrogen

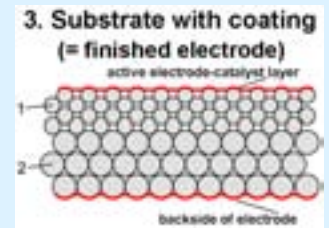
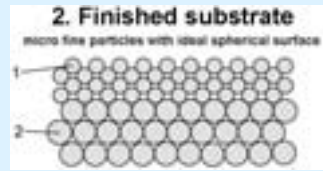
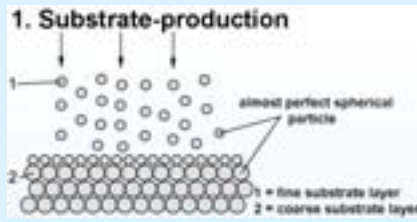
(*The protons carry these levels, together with a nett transport of water molecules in a ratio of about 1:5)

This PEM-technology originates back to 1958 and was used in fuel cells for space travel programmes, including the Gemini project. The PEM cells in the Micro-Ozone-cells have also proved extremely successful over the past 20 years in more than 700 industrial water treatment processes, mainly within the pharmaceutical industry.



Apart from replacing the liquid electrolyte solution with a PEM - membrane the other issue during development were the electrodes. Electrodes determine how efficient the PEM - electrolysis cells perform and therefore determine the function / power consumption.

The **microsphere®** electrodes – For a PEM-cell to function correctly it is essential to ensure that the electrodes have a porous surface for a sufficient supply of water and electrical current, and are able to cope with the discharge of electrolytic products. The electrode material requires high demands with regard to chemical stability. To realise an equal charge electrical division, even with larger membrane surfaces, it is necessary to produce the electrodes with a minimum tolerance to have good contact with all surfaces of the membrane. Dirt collection at the membrane or on the membrane surface must be avoided as much as possible. The microsphere electrodes fulfil this function perfectly. Their specially designed layered porosities perfectly supply the electrodes with water with minimal capillarity.



On the anode side the microsphere® electrodes have a special "electro-catalyst" that supplies the correct current necessary for the production of ozone/oxygen. The ozone production from these electrodes is about 10 to 15 weight % at an optimum operational temperature, that is just above room temperature.

microsphere® is a registered trademark, the electrodes are patented under the following numbers:
German Patent DE 196 19 333 / Swiss Patent CH 691 309 / U.S. Patent US 5,873,988

Product description OZONE-MICRO-CELL

For the **OZONE-MICRO-CELL** the water to be treated is also the fuel source. No other supplements are required. To produce ozone, only electrical energy is required to supply the cell core with power.




Dependent on water quality (hardness/pollution) the cell core needs to be replaced (on average 3 - 4 times a year). Changing the cell is a simple process, similar to changing batteries. Replacement cell cores are available in an economically priced spare set.



Cell core spare part set
Consists of 5 cell cores

The **OZONE-MICRO-CELL** comes as an easy to install unit (28cm wide) with Ø2" and Ø1½" connections. A power supply unit is also provided.



	1 cell	2 cells
Ozone capacity [max. O3/h]	20 mg	40 mg
Ozone concentration in the water phase	max. 750 ppb (= 0,75 mg.)	
Electrolysis current	6 VDC	12 VDC
Electrolysis power	nominal 200 mA	
Pressure	max. + 6 bar (PN 6)	
Power consumption	2 watt	4 watt
Retail price (incl. 17,5% VAT)	£ 267.00	£ 297.00
Retail price cell core part set (5 pcs.)	£ 79.70 (incl. 17,5% VAT)	

Trade only
Exclusive distribution: SIBO BV
Tel +31 413 293918 Fax +31 413 293801
www.sibo.nl sales@sibo.nl

Advantages of the OZONE-MICRO-CELL

- Slow development of an increased redox-potential – optimum levels of all water parameters are maintained through the continuous presence of oxygen.
- Permanent micro-disinfection prevents a one-sided increase of e.g. pathogenic germs like *Aeromonas salmonicidae*, that have a detrimental effect on the equal expansion of an aerobic environment.
- No immediate threat to fish from increased ozone input compared to an ozone generator with electrical discharge.
- Toxic reactions from overdose levels do not occur.
- No surplus ozone produced.
- No personal risks in enclosed filter areas, as tolerated levels are never achieved.
- Capacity can be adapted according to pond size by using multiple OZONE-MICRO-CELLS.
- Maintenance, requires only the replacement of the reasonably priced cell cores (2 - 4 times a year, dependant on water quality/hardness/pollution).
- This method of ozone production does not require dried air which produces sulphuric acid in the electrode chamber that often causes the pH to drop into the acid range.
- Ozone produced by electrolysis is highly efficient and effective.